

CK BIRLA GROUP

orient
electric
switch to smart

orient
UVSANITECH
YOUR FAMILY BODYGUARD



USER MANUAL



**MADE IN
INDIA**

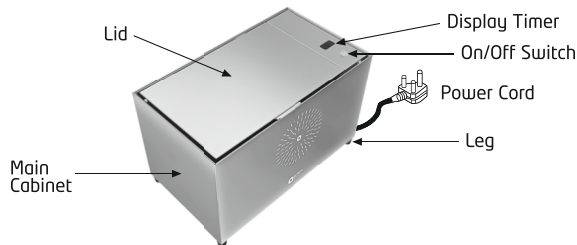
Orient UV SANITECH

Finally, you have your family bodyguard - Orient UV Sanitech which makes your life safer and more hygienic. Orient UV Sanitech is a lightweight, portable and safe to use sanitization box that uses short-wavelength UV-C (Ultraviolet C) rays to kill viruses including coronavirus, bacteria and fungi from the surfaces of all inanimate objects exposed to it, like watches, wallets, shoes, mobile phone, keys, cash, mask, vegetables etc. It generates Ultraviolet light in the germicidal wavelength of 200nm - 280nm killing 99.99% pathogens and microorganisms within 4 minutes. Orient UV Sanitech is tested at NABL accredited lab.

UV SANITECH OVERVIEW

Get started


1. Unpack and clear all packaging material, plastic, and wrappers from the box safely
2. UV Sanitech includes a set of four legs. Screw the legs in four holes at the bottom of the cabinet and tighten them properly before you set the box on a stable surface.
3. Connect the UV-C cabinet with 3-pin, 5-Amp properly earthed power supply socket



PRODUCT SPECIFICATIONS

MODEL NAME	UV SANITECH
Input Voltage	220-240V, 50Hz AC
Power Consumption	25 W
Type	Semi-automatic (Pre-fixed Timer)
Body	Steel Powder Coated
No of UV Lamps	2 x 11 Watt
Lamp Type	UV-C Tube (Cab base G5)
Dimension (in mm)	533 (L) X 305 (W) X 330 (H)
Weight	12.0 Kg
Power Cord Length	1.9m (3 Pin)
Overload Protection	Available
Timer	4-min Preset Electronic Timer with Display
Safety Switch	Yes
Error Alert	Yes
Warranty	1 Year on Product & 6 Months on Lamps


HOW TO USE



1

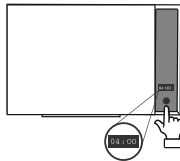
Open the top lid of **UV Sanitech**

Place the items to be sanitized inside **UV Sanitech**



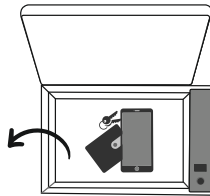
2

3



Close the top lid and switch on **UV Sanitech** with pre-set timer of 4 min

Remove the sanitized items from **UV Sanitech** and now these items are ready to use



4

SOME IMPORTANT DO'S & DON'TS

1. Do not overload or stack the products inside the box, leave sufficient space between objects to ensure sufficient exposure of UV-C light on the surfaces that need sanitization.
2. Only inanimate objects can be put in the box for sanitization.
3. Do not move or tilt the box or open the lid when the appliance is in use.
4. If the display shows Error (E1 or E2), kindly contact the Orient Service Centre for replacing the lamp.
5. If the display shows Error (HI or LO), Wait for 10 seconds for suitable voltage. It will start automatically or switch off the power supply.

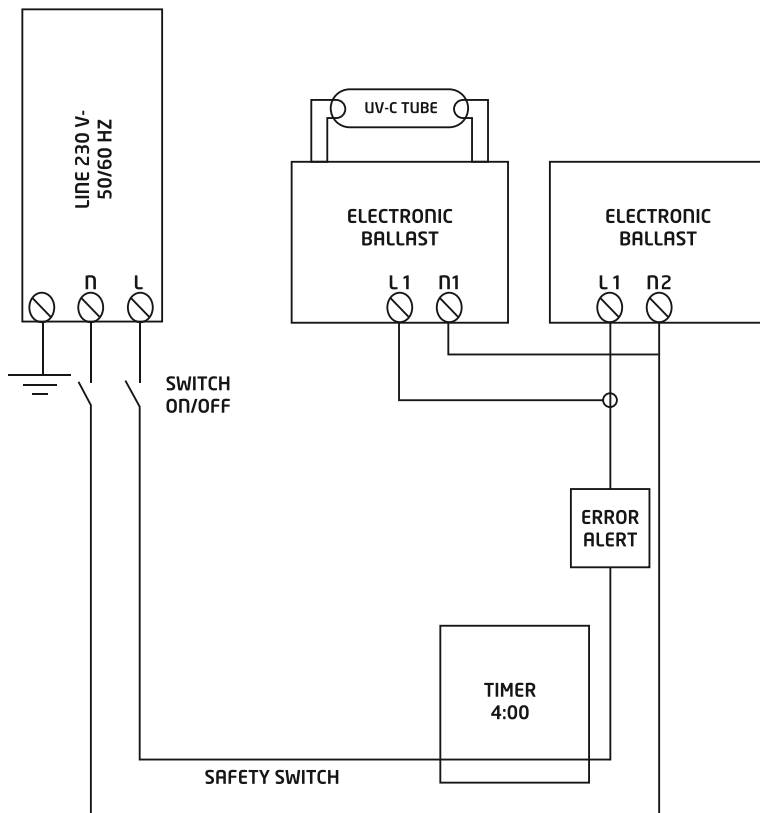
WARNING: Direct exposure to UV radiation is harmful to humans. Never expose your skin and eyes directly to UV light under any circumstances.



CLEANING AND CARE

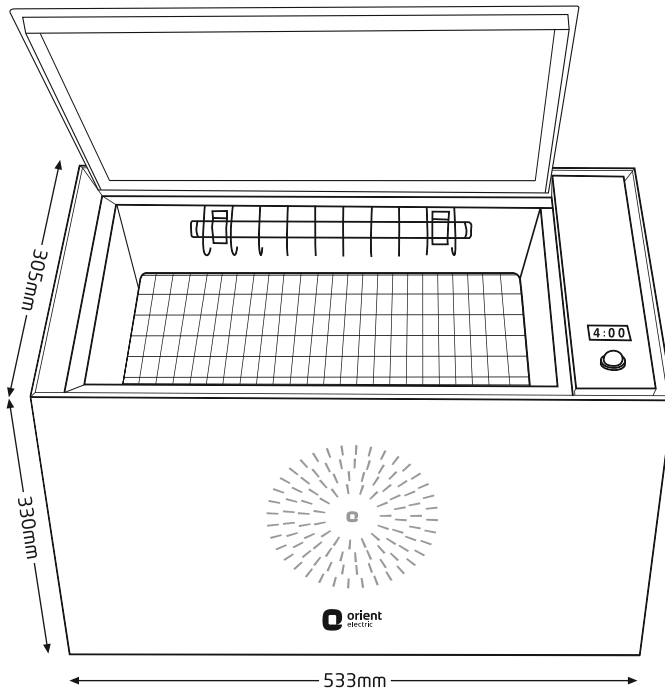
1. UV Sanitech box should be cleaned regularly
2. It can be easily wiped clean with normal cloth soaked in soap water/alcohol solution
3. Do not use chlorine or harsh chemicals to clean, as it may potentially damage the unit
4. Care should be taken while cleaning to prevent damage or abrasion to the lamps, parts, and surfaces

CIRCUIT DIAGRAM



TROUBLESHOOTING

S.No.	PROBLEM	POSSIBLE CAUSE	REMEDY
1	Unit does not start	No power supply	Try to plug in the unit in a different power socket
		Lid not closed	Properly close the lid
		Switch is off	Switch on the button
2	Error message on display (HI or LO)	Over / Under voltage protection	Wait for 10 seconds for suitable voltage, it will start automatically or switch off the power supply
3	Error message on display (E1 or E2)	Lamp not working	Please call Service Engineer for replacement of lamps
4	Problems other than any listed above		Call Orient Electrics toll-free number 1800 103 7574 for assistance



CapacityT 34 Litres

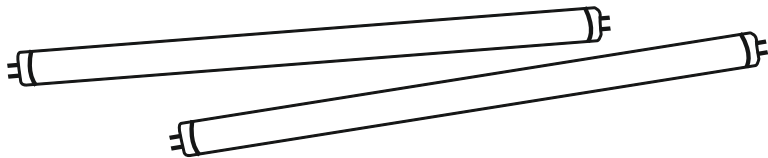
SAFETY PRECAUTIONS

This product is designed for household use only. Do not use it for any other purposes. Read all the instructions carefully.

1. Always connect the UV Sanitech with 3-pin, 5-Amp properly earthed power supply socket
2. Keep UV Sanitech away from heat sources like sunlight, gas stove or electric heating appliances
3. Do not immerse the plug, cord or main unit in water or any other liquid
4. Do not bend or put excessive pressure on the power cord. Do not let the power cord hang over the edge of the table or worktop and it should not touch any hot surface.
5. Do not look directly at the UV light, avoid exposure to eyes and skin
6. Do not operate UV Sanitech if it malfunctions or is damaged in any manner. Call the Orient Service Centre for assistance.
7. There are no self-serviceable parts inside the appliance. Do not attempt to open, service or repair it by yourself, it should be done by authorized service representative. Failure to observe this requirement shall void any warranty, stated or implied.
8. UV Sanitech is not intended for use by children or persons with reduced physical, sensory or mental capabilities, or lack of experience and knowledge unless they have been supervised or instructed to use the appliance by a person who is responsible for their safety. Close supervision is necessary when the appliance is being operated near these people.

LAMP REPLACEMENT

Lamp output will decrease over a period of time because of lamp hours in operation. It is recommended that all the lamps are changed at the same time to ensure uniform spread of UV-C light and efficacy of sanitization. Please call Orient Service Centre for replacing the lamps. Do not try to replace the lamps yourself.



WARRANTY

Orient Electric Limited (the Company) warrants to the customer/purchaser of this product that from the date of purchase, the Company will repair or replace free of charge any part of the product, should the Company be fully satisfied in its sole discretion that the defect/sis/are due to faulty material or defective workmanship only. The warranty will be subject to the following clauses:

1. For warranty details, please refer the technical specification table for more clarity
2. The warranty is valid only if this warranty card is duly signed and stamped by our authorized dealer and is produced along with the original customer's invoice copy
3. Warranty starts from the date of purchase from our authorized dealers/retailers only
4. The Company or its authorized service agent/dealer will repair/replace all parts failing due to faulty material or defective workmanship pertaining to the product
5. Only the Company's authorized service agents/dealers can service /repair/ attend to/ install/ reinstall the product
6. All expenses incurred in collecting the units or parts thereof from the Company's authorized service stations or the dealer of the Company as well as expenses incurred in connection with deputing of service personnel/ technicians towards to and fro travel conveyance and other incidentals, etc., will be borne by the customer/ purchaser
7. The warranty extended herein is in lieu of all implied conditions and warranties under the law, and is confined to the repair or replacement of defective part and does not cover any consequential or resulting liability, damage or loss, whether direct or indirect, arising from such defects. Furthermore, the warranty, in no case shall extend to payment or any monetary consideration whatsoever for the replacement or return of the product.
8. This warranty does not cover corrosion, replacement of plastic or glass component which add decorative value to the product
9. The decision of the Company is final and binding on all matters arising out of this warranty
10. The warranty is issued at Delhi, and the courts of Delhi shall have exclusive jurisdiction over the matters in this warranty
11. The warranty stands null and void in case the product is struck by a force majeure event, which shall include but not be limited to acts of God, including flood, earthquakes, any other natural calamity, accidents, war, fire, or any act of government or other competent authority
12. This warranty is applicable only in India

In addition to the terms and conditions stated above, this warranty is not valid in case of any of the following events:

1. The machine is not used according to the instructions given in the instruction/user manual
2. The warranty specifically excludes any problems arising out of mishandling, wilful damage, improper storage of the product/its parts
3. The electrical power supply voltages are not within the stipulated norms (supply voltage 230V AC -50Hz)
4. Any repair work/installation carried out by a person other than an Orient Electric Authorized Service Centre/Service Agent
5. Normal wear and tear of the product
6. Damage due to chipping, peeling of plating, denting
7. The serial number is deleted, defaced, or altered
8. The original receipt/invoice is not available



(Please retain for your personal record)

WARRANTY CARD

Serial No. _____

Product Name and Model No. _____

Name and Address of Customer _____

_____ Ph. No. _____

E-mail id _____

Name and Address of Dealer _____

_____ Ph. No. _____

(Stamp here): _____

Bill No. _____ Date of Purchase _____



Kills 99.99% Pathogens



One-touch UV-C Irradiation



360° Surface Disinfection



Auto-timer with Display & Error Alert



Portable & Easy to Use



1-year Warranty




100% Safe & Reliable



Easy to Clean

Customer Helpline No.: 1800 103 7574 (Toll-Free)



Follow us on



Customer Helpline No. : 1800 103 7574 (Toll-Free)

Email : customer.connect@orientelectric.com

Website : www.orientelectric.com

Orient Electric Limited (a CK Birla Group company) 240, Okhla Industrial Estate, Phase III, New Delhi-110020

